

Kousa Dogwood

(*Cornus kousa*) This tree is beautiful year round, with its curvy sun reaching branch structure, displaying big showy white flowers. It does well in full sun to part shade and range between 15-25' in height.



Golden Glory Cornelian Cherry Dogwood

(*Cornus mas* 'Golden Glory') This dogwood tree becomes covered in bright yellow flowers from late winter to early spring before its leaves emerge, followed by red berries in summer, which attract birds. This tree grows up to 20' tall with a 10' spread. It's adaptable and will grow in sun or shade, but prefers moist conditions.



Key



DROUGHT TOLERANT



SHADE TOLERANT



ATTRACTS BIRDS



EVERGREEN



FLOWERS



FALL COLORS

CONTACT US


The Citizens' Tree Board actively encourages the planting, protecting, and maintaining of trees for long-term community benefit.

P: (425) 771-0220

W: <http://www.edmondswa.gov/tree-board.html>

A: 121 5th Ave N

Edmonds, WA 98020



EDMONDS CITIZENS' TREE BOARD TREES FOR SMALL SPACES

Beautiful trees for small spaces, that emphasize your landscape while creating stunning visual interest.





Wissel's Saguaro

(*Chamaecyparis lawsoniana* 'Wissel's Saguaro') This unusually-shaped tree can provide a striking focal point for a sunny landscape. It is evergreen and grows slowly to about 2' wide and 8' tall.



Harlequin Glorybower

(*Clerodendrum trichotomum*) This tree produces a lovely silhouette for a sunny area of your garden, growing 10-20' tall. In late summer its lovely scented blooms appear, followed by bright berries.



Star Magnolia

(*Magnolia stellata*) is a slow-growing tree bearing pink and white flowers before its leaves open in early spring. This tree grows 15-20' tall with a rounded crown. Can be grown in partial shade.




Autumn Full Moon Maple

(*Acer shirasawanum* 'Aureum') adds a bright chartreuse color and feathery texture to your landscape. In fall, the leaves fade from tip to stem with amazing candy apple red and gold hues. Slow-growing up to 30'.




Forest Pansy Redbud

(*Cercis canadensis* 'Forest Pansy') This tree blooms in spring prior to the emergence of its heart shaped red and purple leaves. Preferring partial shade, it will reach an ultimate height of 15-30'.



Strawberry Tree

(*Arbutus unedo*) An evergreen tree that has a lovely irregular form, providing interest year-round. It grows 15-30' in sun or partial shade and is drought tolerant once established.




Stowe Pillar

(*Pinus strobus* 'Stowe Pillar') An evergreen perfect for tight spaces, with a width of 3' and height of 10'. Its dense, bluish-green foliage is soft to the touch. Its strong upright form can add interest to your landscape.



Weeping Mulberry

(*Morus alba* 'Pendula') Weeping Mulberry trees have a graceful weeping form and they produce sweet berries which attract birds. They do well in sunny spots, grow to about 10' and are relatively drought tolerant once established.



Ukigumo Maple

(*Acer palmatum* 'Ukigumo') The elegance of Japanese Maples can't be overstated. Most are slow growing, as is the Ukigumo cultivar. It will mature at 10-15' and grow in a shady corner of your yard.

